



Horticulture

Facts and Figures



Economic Data

In economic terms, commercial horticulture is part of agriculture, so-called original production. Horticultural services are characterized by the annually determined value of both horticultural and fruit production and horticultural services rendered. For agriculture, a provisional production value of € 42,85 billion was determined in 2009.

2009 Provisional production values of special sectors in horticulture (in million €)

Horticultural and fruit production				Horticultural services rendered	
5,304				5,717	
Fruit	Vegetables	Flowers and ornamentals	Tree nursery products	Garden construction and landscaping	Cemetery gardening
794	1,955	1,516	1,039	4,417	1,300

Source: BMELV

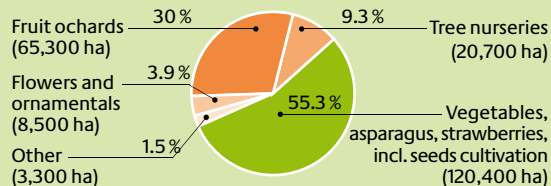
With a production value of about € 5.3 billion, horticulture, including fruit production, contributed a share of almost 12.4 % to total agricultural production. For horticultural services rendered a production value of € 5.72 billion was determined.

Structure

In 2009 an acreage of about 217,700 ha, equivalent to 1.3 % of the total acreage of 17 million ha in use for agriculture, was used to grow special cultures. Vegetable production makes up the biggest share, followed by fruit production, tree nurseries, flowers and ornamental plants.

2009 Land use in commercial horticulture in Germany

Special crop acreage: 217,700 ha



Source: Federal Office of Statistics, BMELV

The 2007 survey on agricultural structure covered almost 20,000 horticultural enterprises. An additional 10,000 agricultural enterprises also engaged in horticultural production. Business structure in horticulture is characterized by small and medium-size enterprises which create most of the jobs in

2007 Number of horticultural enterprises

Commercial horticulture	19,903
Fruit cultivation	7,750
Flowers and ornamentals	7,133
Tree nurseries	2,636
Vegetables	2,021
Other	383
Garden, landscape and sports field construction ¹⁾	14,461
Cemetery gardening ¹⁾	9,200

¹⁾ Estimates

Source: Federal Office of Statistics, 2007 Survey on agricultural structure, BGL, ZVG

horticulture. Almost 90% were managed as individual enterprises, two thirds of them full-time. Compared to agriculture in general, commercial horticulture is quite labour-intensive. Hence 340,000 people, i.e. a

quarter of the workforce in agriculture, are employed in horticulture. If we add those employed in horticultural services, horticulture accounts for a workforce of almost 340,000 employees. According to data of the Federal Office of Statistics in 2009, horticultural enterprises provided over 17,000 apprenticeships for gardeners. Education and training generally take three years and can be done in seven special fields.

2009 Number of apprentices in horticulture

Total (7 special branches)	17,201
Garden and landscape construction	11,227
Ornamental plant culture	3,122
Tree nurseries	1,269
Cemetery gardening	582
Vegetable cultivation	475
Perennial gardening	273
Fruit growing	253

Source: Federal Office of Statistics, BLE

Horticultural and Fruit Production

Vegetable production

In 2009 open-space vegetables were commercially grown on an acreage of 111,027 ha. About 3.443 million tons, an increase of almost 11% compared to the previous year, were harvested. Vegetable cultivation under glass sank slightly (by 1.7%) to 1,476 ha. The provisional degree of self-sufficiency with vegetables from market vegetable production was at 38.4% for the 2009/10 marketing year. Provisional per capita consumption amounted to 92.8 kg.

2009 Open space acreage for major vegetables

Vegetable	ha	Vegetable	ha
Asparagus, yielding	18,190	Leek	2,419
Carrots	10,471	Gherkins	2,358
Onions	8,632	Kohlrabi	2,353
White cabbage	6,241	Red cabbage	2,311
Peas (without pods)	5,209	Lamb's lettuce	2,262
Crisphead lettuce	4,819	Broccoli	2,244
Cauliflower	4,573	Lettuce	2,213
Bush beans	4,161	Pumpkin	1,689
Spinach	3,546	Sweet corn	1,634
Radish	3,410	Red beet	1,524

Source: Federal Office of Statistics, BLE

Fruit production

Fruits were grown on 30 % of the acreage in horticultural use. Compared to last year, fruit harvest in 2009 rose by almost 10 % to 1,455 million tons. In 2009/10 per capita consumption of fruits from market fruit cultivation amounted to 70.2 kg. The provisional supply balance indicates a 22.4 % degree of self-sufficiency. Apples are the most important fruit in Germany. Per capita consumption (incl. juices etc.) amounted to 30 kg, of which about 18 kg were consumed fresh.

2009 Harvest of selected fruit species in Germany (in t)

Other	9,628
Raspberries, blueberries, currants	27,121
Pears	52,319
Cherries, sweet and sour	69,699
Plums and damsons	73,102
Strawberries	152,846
Apples	1,070,679

Source: Federal Office of Statistics, BMELV

Flowers and ornamental plants including perennial gardening

According to AMI (Agrarmarkt Informations-Gesellschaft mbH) estimates based on retail prices, more than € 8.565 billion were spent on flowers, ornamental plants and woods in 2009. Per capita expenses amounted to € 104 with € 37 being spent e.g. on cut flowers, almost € 24 on bedding and balcony plants while about € 15 were spent on flower bearing indoor plants. The 2008 survey on ornamental plant cultivation indicates that about 8,600 enterprises in Germany cultivated flowers and ornamental plants on an acreage of 7,167 ha of which 2,256 ha are under glass. Indoor plants (blooming potted plants and green plants), bedding and balcony plants as well as perennials were grown on 3,504 ha, i.e. 49 % of the total acreage in use. Cultivation of cut flowers followed with 44 % on 3,167 ha. As the area for ornamental plants is often used several times per year this leads to higher figures for cultivation acreage (see diagram: Main survey on land use).

2008 Production of major bedding and balcony plants and perennials (Ready products)

Plants	in million pieces	Number of businesses *
Viola (Pansies)	265	4,283
Potted perennials	109	1,674
Primula	97	3,375
Calluna (Heather)	96	460
Pelargonium (Geraniums)	96	4,423
Begonia without Elatior	87	3,093
Petunia (Petunias, Calibrachoa)	41	3,715
Impatiens	39	3,745
Erica	30	446
Daisies	11	2,057

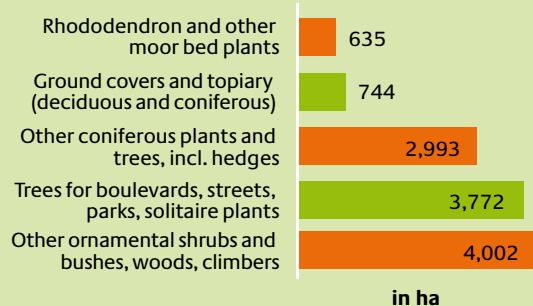
* Multiple entries possible

Source: Federal Office of Statistics

Tree nursery products

The tree nursery survey of 2008 includes 3,035 tree nurseries which grow a variety of species, both deciduous and coniferous, including street and park trees, blooming and fruit woods, ornamental shrubs, ground covers and roses as well as hedges and climbers. Tree nurseries manage almost 10 % of the area in horticultural use.

2008 Area of nurseries for the production of ornamental shrubs and woods for streets, parks, gardens and woods for landscaping



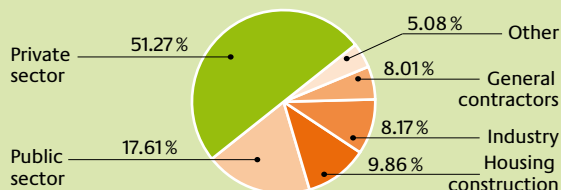
Source: Federal Office of Statistics, BLE

Horticultural Services

Garden construction and landscaping

Exterior facilities are built and maintained by garden, landscape and sports fields constructors. These facilities include private gardens, parks, green spaces as well as playgrounds and sports fields. Construction and maintenance include greening of roofs, facades and interiors as well as various recultivation and tree rehabilitation measures.

2009 Client structure in garden construction and landscaping



Source: Bundesverband Garten-, Landschafts- und Sportplatzbau e.V.

Cemetery gardening

Cemetery gardeners plan, construct and maintain a variety of gravesites. The responsible local trustees supervise the services to be rendered in connection with permanent gravesite care. There are about 32 million gravesites on ca. 32,000 cemeteries in Germany. Over 80 % of these gravesites are decorated with flowers. The majority of cemetery gardeners operate as business establishments.

Published by

Federal Ministry of Food, Agriculture and Consumer Protection (BMELV)
Rochusstraße 1 | 53123 Bonn, Germany

Contact

Unit 515 (Horticulture)

Text Federal Office of Agriculture and Food (BLE), Unit 422

Internet www.bmelv-statistik.de and www.ble.de

Pictures Zentralverband Gartenbau e.V. (ZVG)

Printed by BMELV, Bonn

Situation December 2010